

# The Perfectoe

The ideal choice for under cabinets



**CADET**  
SAFETY & QUALITY



## General Information:

The Perfectoe heater is the ideal solution for areas with limited wall space. With only 3½" of height clearance required, this heater can be placed in under-cabinet applications such as kitchens or bathrooms. Stairwells and hearths are also ideal areas for The Perfectoe. Cadet recommends a wall-mounted thermostat for optimum performance, or you may prefer the convenience of an optional built-in thermostat (pictured above).

## Features and Benefits

- Ideal for areas with limited wall space
- Thermal Safeguard
  - Commercial grade high temperature manual reset: turns off heater if normal operating temperatures are exceeded
- Commercial grade steel element
- Powder coat paint process eliminates sharp metal edges
- Wall can designed for ease of installation
- Separate grill for easy installation and service

## Architectural Information:

Fan forced electric air heaters shall be UL Listed, factory rated at 120V, or dual field rated from 208V to 240V. A 22 gauge housing with two knockouts and a 45 cubic inch junction box shall be provided as part of each heater. The heating unit shall be of unitized construction and be secured to the housing with two screws. Elements shall be of steel-finned type. All heating units shall include an oversized 25 amp at 240V high temperature manual reset limit switch. A tangential cylindrical blower delivering 53 CFM is driven by an impedance protected, permanently lubricated motor. The motor shall be isolated from the heating chamber. All metal housing components shall be finished with a powder coat paint system.

## Carton Details

### Complete Unit Carton

DIMENSIONS	17.75"W x 15"H x 5.875"D
PALLET QTY.	48
CUBE	.90



GRILL



COMPLETE UNIT WITHOUT GRILL

The Perfectoe



PHONE 360.693.2505  
 FAX 360.694.8668  
 WEB www.cadetco.com

**Technical Information:**

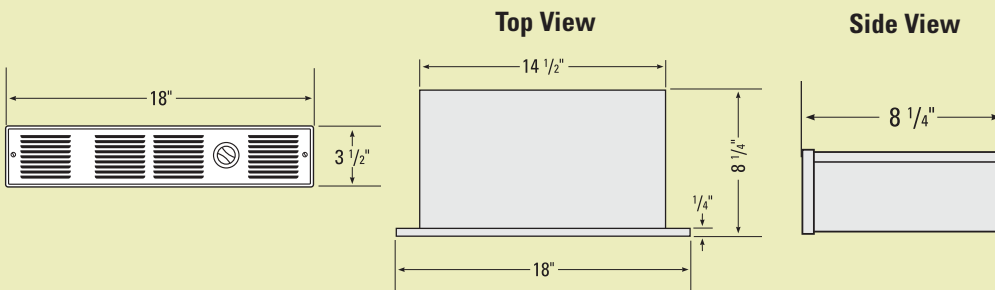
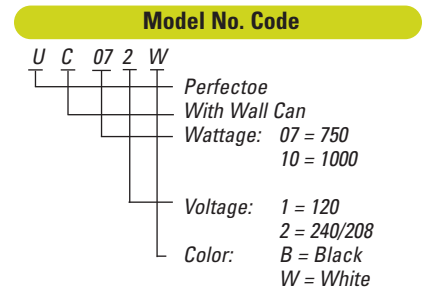
A thermostat is required. For optimum comfort use a Cadet electronic thermostat. Thermostats work best when installed on an inside wall. Single pole or double pole integral field mount thermostat kits are also available. UL requires heater to be placed a minimum distance of 6" from any inside corner or adjacent surfaces. Manufacturer does not recommend installing heater in toe kick area directly under sink where a person may stand for an extended length of time due to discharge of hot air. A 3' (91.44cm) minimum clearance is recommended for furniture or other objects placed directly in front of heater. Heater must be cleaned every six months minimum.

**Ordering Information:**

For installation above 7000 feet the highest wattage recommended is 750 watts. Available in black or white.

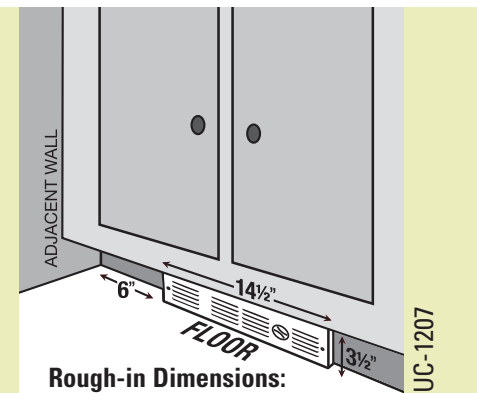
UPC Code	Part#	Model#	Description	WATTS		AMPS			Wt./Lbs		
				240V	208V	120V	240V	208V		120V	
027418	10036	8	UC102B	Complete Unit, Black	1000	750		4.17	3.61		8
027418	10039	9	UC102W	Complete Unit, White	1000	750		4.17	3.61		8
027418	10027	6	UC072B	Complete Unit, Black	750	562		3.13	2.71		8
027418	10030	6	UC072W	Complete Unit, White	750	562		3.13	2.71		8
027418	10032	0	UC101B	Complete Unit, Black			1000			8.33	8
027418	10034	4	UC101W	Complete Unit, White			1000			8.33	8

ACCESSORIES	UPC Code	Part#	Model#	Description	Wt./Lbs
027418	66076	3	UCT1W	Single Pole Field Mount Thermostat Kit, 17 amp, White	.31
027418	66077	0	UCT2B	Double Pole Field Mount Thermostat Kit, 17 amp, Black	.31
027418	66078	7	UCT2W	Double Pole Field Mount Thermostat Kit, 17 amp, White	.31
027418	66086	2	UCAB	Adapter Kit for TS Series, Black	.45



**Grill Dimensions:**  
 18"W x 3 1/2"H

**Wall Can Dimensions:**  
 14 1/2"W x 3 1/2"H x 8 1/4"D



**Rough-in Dimensions:**  
 14 1/2"W x 3 1/2"H x 8 1/4"D

S-UC-1207